

# WooCommerce module installation manual

You will need API keys for your module to connect to Swipe. API keys are available in [Swipe's administration panel](#) - you will need to [register a free account](#) to get keys you can test your integration with. After that you can proceed with the rest of this manual.

To start accepting real-money payments, you will need to [apply for a verified account](#). Once your account is verified, you can simply replace testing keys with live keys and you're all set for accepting live purchases.

1. Upload the module archive contents (see Image 1) into Wordpress server folder "plugins" (Wordpress root folder > htdocs > wp-content > plugins).

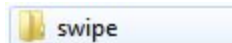


Image 1: Module contents

2. Open "Plugins" section in Wordpress administration panel, find "Swipe Payment Gateway" module and press the "Activate" link (see Image 2).
- 3.

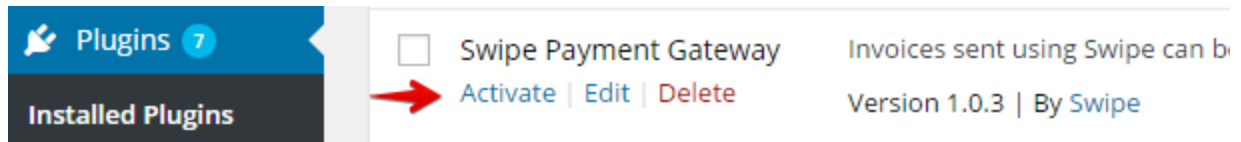


Image 2: Wordpress plugins section

3. In WooCommerce settings open the "Checkout" tab (see Image 3).

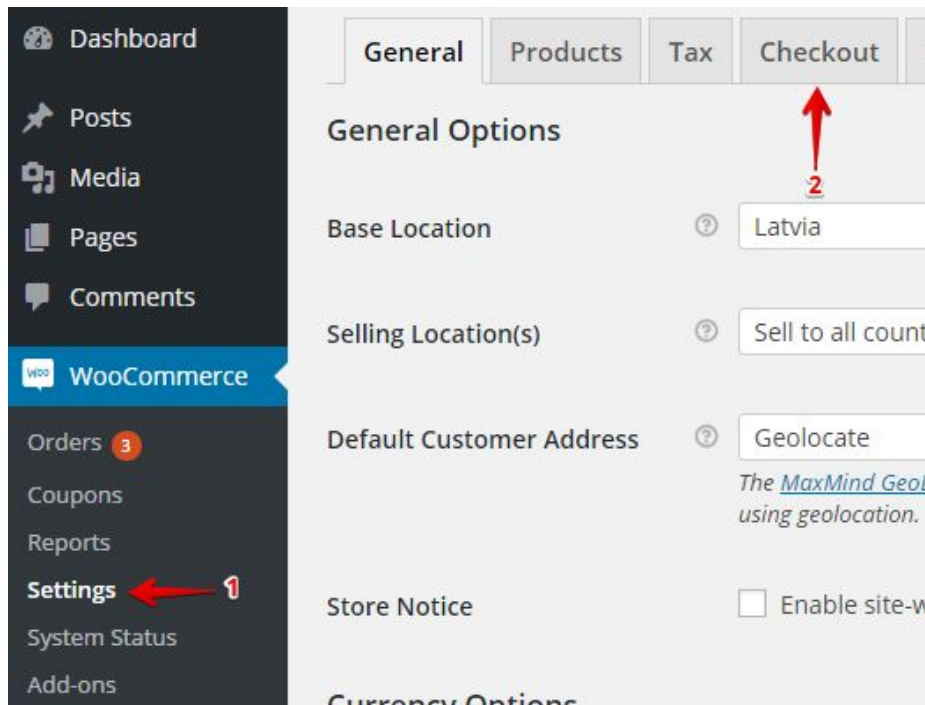


Image 3: Woocommerce settings

4. In “Checkout” tab, click “Swipe” module and fill out the necessary parameters. The module provides several parameters (see Image 4) that should be filled out for it to work correctly:
  - a. **Enable API** - Indicates whether the module is active on your webpage. Choose **“Enable Swipe API”**.
  - b. **Public key** - available in [swipegateway.com company administration panel](https://swipegateway.com/company-administration-panel/), **“API”** section (see Image 5).
  - c. **Private key** - available in [swipegateway.com company administration panel](https://swipegateway.com/company-administration-panel/), **“API”** section (see Image 5).
  - d. **Debug Log** - Lets you save module’s operational history in a separate file. If “Enable logging” is checked, module’s operations will be automatically logged to the specified file.

General | Products | Tax | Checkout | Shipping | Accounts | Emails | API

Checkout Options | BACS | Cheque | Cash on Delivery | PayPal | **Swipe**

### Settings

Enable API  Enable Swipe API

Public key   
*Please enter your public key.*

Private key   
*Please enter your private key.*

Debug Log  Enable logging  
*Log Swipe events, inside*  *. Log*

[Save changes](#)

Image 4: Module parameters

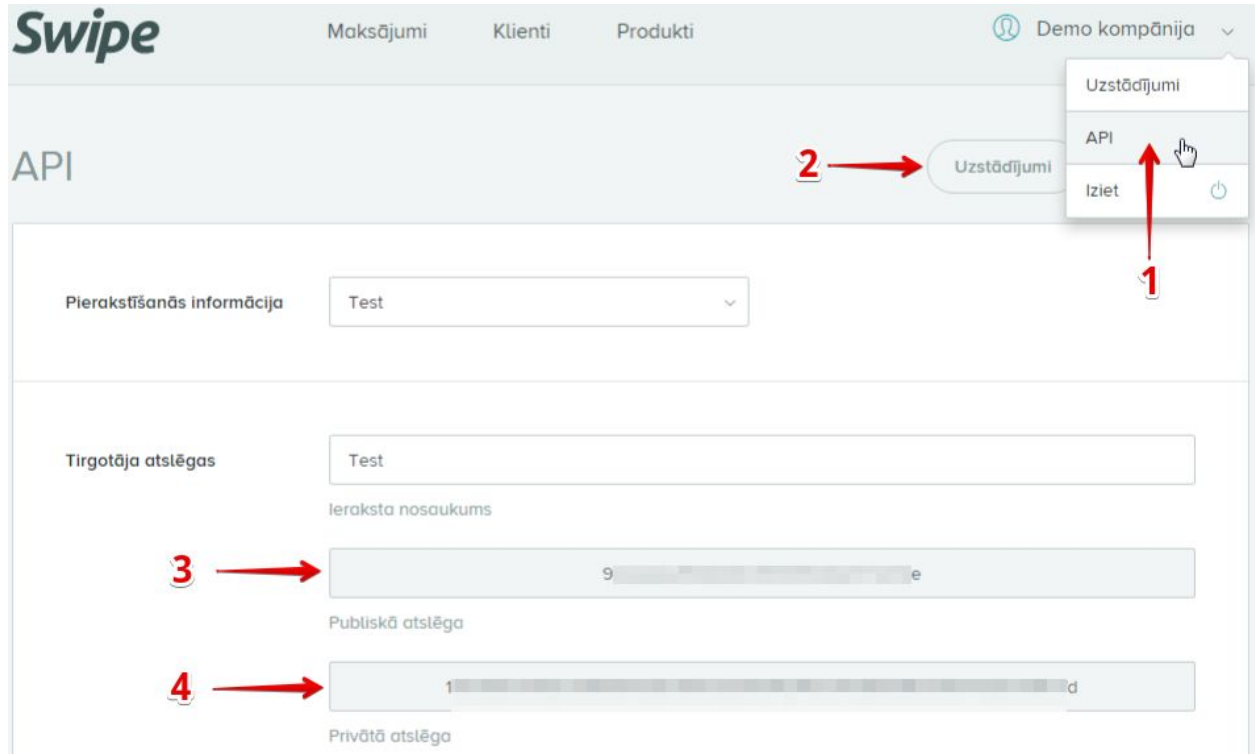


Image 5: API section